



Islam Quazi Shafique & Co.
Chartered Accountants

Auditor's Report

of

BDCOM ONLINE LTD.

For the year ended on June 30, 2023.

TABLE OF CONTENTS

Serial No.	Particulars	Page No.
01	Auditors' Report	01-05
02	Statement of Financial Position	06
03	Statement of Profit or Loss and Other Comprehensive Income	07
04	Statement of Changes in Equity	08
05	Statement of Cash Flows	09
06	Notes to the Financial Statements	10-29
07	Schedule of Property, Plant & Equipment (Schedule - A)	30-33
08	Ageing Summary of Trade Receivable (Schedule - B)	34
09	Trade Receivables (Schedule – C)	35



INDEPENDENT AUDITOR'S REPORT
TO THE SHAREHOLDERS OF
BDCOM ONLINE LTD.

Report on the Audit of the Financial Statements

Opinion

We have audited the financial statements of **BDCOM ONLINE LTD.** (the company) which comprise the Statement of Financial Position as at 30 June 2023 and Statement of Profit or Loss and Other Comprehensive Income, Statement of Changes in Equity and Statement of Cash Flows for the year then ended 30 June 2023, and notes to the financial statements, including a summary of significant accounting policies and other explanatory notes.

In our opinion, the accompanying financial statements of the Company give a true and fair view of the financial position of the Company as at 30 June 2023, and of its financial performance and its cash flows for the year then ended 30 June 2023 in accordance with International Financial Reporting Standards (IFRSs), the company Act 1994 and other applicable laws and regulations.

Basis for Opinion

We conducted our audit in accordance with International Standards on Auditing (ISAs). Our responsibilities under those standards are further described in the Auditor's Responsibilities for the Audit of the Financial Statements section of our report. We believe that the audit evidence we have obtained is sufficient and appropriate to provide a basis for our opinion.

Key Audit Matters

Key audit matters are those matters that, in our professional judgment, were of most significance in our audit of the financial statements of the current period. These matters were addressed in the context of our audit of the financial statements as a whole, and in forming our opinion thereon, and we do not provide a separate opinion on these matters.

S.L.	Key Audit Report	How our audit addressed the key audit matter
1.	<p>Appropriateness of revenue recognition and disclosures on the impact of the initial application of IFRS 15.</p> <p>Refer to note 27.00 to the financial statements. As described in accounting policy note 2.06 to the financial statements, the Company recognizes revenue upon transfer of control as per the newly adopted IFRS 15: Revenue from Contracts with Customers. The Company has reported total revenue of TK. 713,423,509.00.</p> <p>The Company's primary customers are its corporate customer who are also entitled to get comparative rate of services invoiced.</p> <p>Given the significance and complexities involved in the accounting of Revenue, appropriate recognition of revenue has been considered as a key audit matter.</p>	<p>We assessed the company's process to identify the impact of the revenue accounting standard. Our audit approach consisted testing of the design and operating effectiveness of the internal controls and substantive testing as follows:</p> <ul style="list-style-type: none">Assessed the environment of the measurement as well as other relevant systems supporting the accounting or revenue.Assessed manual as well as application controls supporting revenue recognition.Assessed the invoicing and measurement systems up to entries in the general ledger.Examined customer invoices and receipts of payment on a test basis.Assessed the design of the processes set up to account for the transactions in accordance with the new standard.Assessed whether the sufficiency of disclosures as required by the new standard have been met.Assessed whether the sufficiency of disclosures as required to be made to opening balances due to the adoption of the new standard.



<p>2.</p>	<p>Valuation of Inventories</p> <p>Refer to note 06.00 to the financial statements. Inventories represent Tk. 17,412,961.00 of the Company; inventories are thus a material item to the financial statements.</p> <p>As described in the accounting policy note 2.07 to the financial statements, inventories are valued at the lower of cost or net realizable values. As such, management is required to make judgments in determining whether inventories are being appropriately valued. Volume of inventories being held by the company at the reporting date and the complexities involved in the accounting and presentation thereof, Inventories has been considered as a key audit matter.</p>	<p>In order to test the Inventories, we performed the following procedures;</p> <ul style="list-style-type: none"> • Tested the operating effectiveness of key controls over Inventories; including observing the process of management’s Year-end inventory count. • Verified a sample basis the net realizable value by comparing costs to recent selling prices and assessing the reasonableness of any resulting write down of inventory items. • Performed cut-off tests to determine that the purchases and sales of the inventories have been captured in the correct accounting period. • Reviewed the historical accuracy of inventory provisions and the level of write-downs.
<p>3.</p>	<p>Recovery of Trade Receivables</p> <p>Refer to note 9.00 to the financial statements Trade Receivables represent amount TK. 146,353,395.00 as at 30 June 2023 of the Company.</p> <p>The recoverability of trade receivables is considered to be a key risk due to the significance of these balances to the financial statements, and the judgments required in making appropriate provisions.</p>	<p>In order to test the recoverability of trade receivables, we performed the following procedures:</p> <ul style="list-style-type: none"> • We evaluated the company’s credit control procedures and assessed and validated the ageing profile of Trade Receivables. • We assessed recoverability on a sample basis by reference to cash received subsequent to year-end, agreement to the terms of the contract in place, and issue of credit notes post year-end, as necessary; <p>We communicate management as to the recoverability of the older, unprovided amounts, corroborating management’s explanations with underlying documentation and correspondence with the customers.</p>
<p>4.</p>	<p>Property, Plant and Equipment (PPE)</p> <p>As refer to notes 03.00 to the financial statements Property, Plant and Equipment includes the company’s long-term assets, which flow economic benefits to the entities more than one year. PPE is measured at cost less accumulated depreciation. The carrying value of PPE represents significant portion of total assets, which is amounting to Tk. 334,000,143.00 for the company at the reporting date.</p> <p>The carrying value of PPE is include asset addition during the year is Tk. 48,119,371.00 the function of depreciation charges on cost that involved estimation. Therefore, it has been considered as significant area of auditor’s judgement.</p>	<p>We have tested the design and operating effectiveness of key control over PPE. Our audit procedures included, among others, considering the impairment risk of the assets.</p> <p>Following are our audit procedures on the carrying value and impairment risk of PPE:</p> <ul style="list-style-type: none"> • Reviewing basis of recognition, measurement of assets; • Observing procedures of assets acquisition, depreciation and disposal; • Checking ownership of the asset’s addition; • Performing due physical asset verification on sample basis at the year-end; • Checking estimated rates of depreciation being used and assessed its fairness; • Evaluating the Company’s assumption in relation to recoverable amounts of the major PPE to identify if there is any requirement of recognition of impairment; and

		<ul style="list-style-type: none"> Finally, assessing the appropriateness and presentation of disclosures against relevant accounting standards. <p>Our testing did not identify any issues with regard to Carrying Value of PPE.</p>
	<p>Deferred Tax</p> <p>The Company's report Net Deferred Tax Liability (DTL) totaling Tk. 3,951,992.00 as at 30 June, 2023.</p> <p>Significant judgment is required in relation to deferred tax liabilities as their recoverability is dependent on forecasts of future profitability over a number of years.</p> <p>The disclosures relating to Deferred Tax are included in note 20.00 to the financial statement</p>	<p>Our audit procedures are on as follows:</p> <ul style="list-style-type: none"> We obtained an understanding, evaluates the design and tested the operational effectiveness of the Institution's key controls over the recognition and measurement of DTLs and the assumption used in estimating the Company's future taxable income. We also assessed the completeness and accuracy of the data used for the estimations of future taxable income. We involved tax specialists to assess key assumption, controls, recognition and measurement of DTLs. Finally assessed the appropriateness and presentation of disclosures against "IAS-12" Income Tax.

Others Matter

The financial statement of **BDCOM ONLINE LTD.** for the year ended June 30, 2022 were audited by **Ahmed Zaker & Co.**, Chartered Accountants who expressed an unqualified opinion on those statements.

Independence and Other Ethical Responsibilities

We are independent of the Company in accordance with the International Ethics Standards Board for Accountants' Code of Ethics for Professional Accountants (IESBA Code), Bangladesh Securities and Exchange Commission (BSEC) and we have fulfilled our other ethical responsibilities in accordance with the IESBA Code and the Financial Reporting Council (FRC) by Laws.

Information Other than the Financial Statement and Auditors Report Thereon

Management is responsible for the other information. The other information comprises all of the information in the annual report other than the financial statements and our auditors' report thereon. The Annual Report is expected to be made available to us after the date of this auditor's report.

Our opinion on the financial statements does not cover the other information and we do not express any form of assurance conclusion thereon.

In connection with our audit of the financial statements, our responsibility is to read the other information identified above when it becomes available and, in doing so, consider whether the other information is materially inconsistent with the financial statements or our knowledge obtained in the audit or otherwise appears to be materially misstated.

Responsibilities of Management and Those Charged with Governance for the Financial Statements and Internal Controls

Management is responsible for the preparation and fair presentation of the financial statements of the Company in accordance with International Financial Reporting Standards (IFRSs) and the company Act 1994 and other applicable laws and regulations for such internal control as management determines is necessary to enable the preparation of financial statements that are free from material misstatement, whether due to fraud or error.

In preparing the financial statements, management is responsible for assessing the Company's ability to continue as a going concern, disclosing, as applicable, matters related to going concern and using the going concern basis of accounting unless management either intends to liquidate the Company or to cease operations, or has no realistic alternative but to do so.

Auditor's Responsibilities for the Audit of the Financial Statements

Our objectives are to obtain reasonable assurance about whether the financial statements as a whole are free from material misstatement, whether due to fraud or error, and to issue an auditor's report that includes our opinion. Reasonable assurance is a high level of assurance, but is not a guarantee that an audit conducted in accordance with ISAs will always detect a material misstatement when it exists. Misstatements can arise from fraud or error and are considered material if, individually or in the aggregate, they could reasonably be expected to influence the economic decisions of users taken on the basis of these financial statements

As part of an audit in accordance with ISAs, we exercise professional judgment and maintain professional skepticism throughout the audit. We also:

- Identify and assess the risks of material misstatement of the financial statements, whether due to fraud or error, design and perform audit procedures responsive to those risks, and obtain audit evidence that is sufficient and appropriate to provide a basis for our opinion. The risk of not detecting a material misstatement resulting from fraud is higher than for one resulting from error, as fraud may involve collusion, forgery, intentional omissions, misrepresentations, or the override of internal control.
- Obtain an understanding of internal control relevant to the audit in order to design audit procedures that are appropriate in the circumstances.
- Evaluate the appropriateness of accounting policies used and the reasonableness of accounting estimates and related disclosures made by management.
- Conclude on the appropriateness of management's use of the going concern basis of accounting and, based on the audit evidence obtained, whether a material uncertainty exists related to events or conditions that may cast significant doubt on the Company's ability to continue as a going concern. If we conclude that a material uncertainty exists, we are required to draw attention in our auditor's report to the related disclosures in financial statements or, if such disclosures are inadequate, to modify our opinion. Our conclusions are based on the audit evidence obtained up to the date of our auditor's report. However, future events or conditions may cause the Company to cease to continue as a going concern.
- Evaluate the overall presentation, structure and content of the financial statements, including the disclosures, and whether the financial statements represent the underlying transactions and events in a manner that achieves fair presentation.

- Obtain sufficient appropriate audit evidence regarding the financial information of the entities or business activities to express an opinion on the financial statements. We are responsible for the direction, supervision and performance of the audit. We remain solely responsible for our audit opinion.

We also provide those charged with governance with a statement that we have complied with relevant ethical requirements regarding independence, and to communicate with them all relationships and other matters that may reasonably be thought to bear on our independence, and where applicable, related safeguards.

From the matters communicates with those charged with governess, we determine those matters that were of most significance in the audit of the financial statements of the current period and are therefore the key audit matters. We describe these matters in our auditor report unless law or regulation precludes public disclosure about the matter or when, in extremely rare circumstances, we determine that a matter should not be communicated in our report because the adverse consequences of doing so would reasonably be expected to outweigh the public interest benefits of such communication.

Report on other Legal and Regulatory Requirements

In accordance with the Companies Act, 1994 & the Securities and Exchange Rules 2020, we also report that:

- (i) we have obtained all the information and explanations which to the best of our knowledge and belief were necessary for the purpose of our audit and made due verification thereof;
- (ii) in our opinion, proper books of account as required by law have been kept by the Company so far as it appeared from our examination of those books;
- (iii) the statement of financial position and statement of profit or loss and other comprehensive income together with the annexed notes dealt with by the report are in agreement with the books of account and returns;
- (iv) the expenditure incurred was for the purpose of the company's business.

Place: Dhaka

Dated: October 26, 2023

DVC- 2310310165AS 161001



Quazi Shafiqul Islam, FCA
Enrolment No. 0165
Islam Quazi Shafique & Co.
Chartered Accountants



BDCOM ONLINE LTD.
Statement of Financial Position
As at June 30, 2023

Particulars	Notes	Amount in Taka	
		30.06.2023	30.06.2022
ASSETS			
A. Non-Current Assets		465,715,203	472,800,972
Property, Plant and Equipment	3.00	334,000,143	337,110,832
Right-of-Use Assets	4.00	23,422,332	27,681,350
Long Term Deposit & Prepayment	5.00	108,292,728	108,008,790
B. Current Assets		730,562,844	724,327,827
Inventories	6.00	17,412,961	15,256,944
Advances, Deposits & Prepayments	7.00	26,597,774	37,055,369
Advance Income Tax	8.00	86,938,921	74,598,161
Trade Receivables	9.00	146,353,395	139,027,729
Other Receivables	10.00	8,820,961	5,288,211
Investment in Shares	11.00	4,739,336	5,121,104
Investment in FDR	12.00	397,749,310	378,542,573
Cash and Cash Equivalents	13.00	41,950,186	69,437,736
TOTAL ASSETS (A+B)		1,196,278,047	1,197,128,799
SHAREHOLDERS' EQUITY AND LIABILITIES			
C. Shareholders' Equity		916,853,281	899,393,729
Share Capital	14.00	570,864,990	570,864,990
Share Premium	15.00	92,319,960	92,319,960
Tax Holiday Reserve	16.00	21,555,878	21,555,878
Retained Earnings	17.00	232,112,453	214,652,901
D. Non- Current Liabilities		31,853,986	47,481,769
Long Term Loan	18.00	1,220,023	3,262,687
Lease Liabilities	19.00	26,681,971	28,792,769
Deferred Tax Liabilities	20.00	3,951,992	15,426,313
E. Current Liabilities		247,570,780	250,253,301
Trade Payables	21.00	103,760,079	120,983,352
Other Payables	22.00	82,489,633	62,653,849
Unclaimed Dividend	23.00	2,156,784	2,107,303
Provision for Income Tax	24.00	23,593,822	22,296,794
Current Portion of Long-Term Loan	25.00	2,591,532	4,688,454
Short Term Loan	26.00	32,978,930	37,523,549
TOTAL EQUITY & LIABILITIES (C+D+E)		1,196,278,047	1,197,128,799
Net Assets Value (NAV) Per Share	36.00	16.06	15.75

The accompanying policies and explanatory notes 1-37 form an integral part of these Financial Statements.


Chief Financial Officer


Company Secretary


Managing Director


Director


Chairman

Signed in terms of our separate report on same date.



Place: Dhaka
Date: October 26, 2023
DVC- 2310310165 AS 161001




Quazi Shafiqul Islam, FCA
Enrolment No. 0165
Islam Quazi Shafique & Co.
Chartered Accountants

BDCOM ONLINE LTD.
Statement of Profit or Loss and Other Comprehensive Income
For the year ended June 30, 2023

Particulars	Notes	Unit-1 ISP	Unit-2 SDP	Unit-3 IPTSP	Amount in Taka	
					2022-2023	2021-2022
Revenue	27.00	631,298,784	34,212,607	47,912,118	713,423,509	727,376,946
Cost of Sales & Services	28.00	(295,833,135)	(11,983,805)	(12,025,339)	(319,842,279)	(334,107,982)
Gross Profit : A		335,465,649	22,228,802	35,886,779	393,581,230	393,268,964
Administrative and Marketing Expenses	29.00	(220,340,194)	(20,192,747)	(15,966,414)	(256,499,355)	(253,165,705)
Depreciation	3.00	(48,160,090)	(802,295)	(2,267,675)	(51,230,060)	(51,881,938)
Total Expenses : B		(268,500,284)	(20,995,042)	(18,234,089)	(307,729,415)	(305,047,643)
Operating Profit : A-B		66,965,365	1,233,760	17,652,690	85,851,815	88,221,321
Non-Operating Income	30.00	25,921,133	383,505	2,289	26,306,927	26,924,902
Net Unrealized Gain/(Loss) on Marketable Securities	31.00	(381,768)	-	-	(381,768)	(634,302)
Financial Charges	32.00	(2,819,424)	-	-	(2,819,424)	(3,760,559)
Net Profit Before WPPF & WF		89,685,306	1,617,265	17,654,979	108,957,550	110,751,362
Contribution to WPPF & WF @ 5%		(4,270,729)	(77,013)	(840,713)	(5,188,455)	(5,273,874)
Net Profit Before Tax		85,414,577	1,540,252	16,814,266	103,769,095	105,477,488
Income Tax Expense	24.01	(37,296,625)	(264,606)	(3,136,135)	(40,697,366)	(26,057,174)
Deferred Tax (Expenses)/Income	20.00	11,474,322	-	-	11,474,322	758,930
Net Profit After Tax		59,592,274	1,275,646	13,678,131	74,546,051	80,179,244
Retained Earnings Carried Forward		59,592,274	1,275,646	13,678,131	74,546,051	80,179,244
Basic Earnings Per Share	33.00				1.31	1.40

The accompanying policies and explanatory notes 1-37 form an integral part of these Financial Statements.




Chief Financial Officer



Company Secretary



Managing Director



Director



Chairman

Signed in terms of our separate report on same date.

Place: Dhaka

Date: October 26, 2023

DVC- 2310310165As161001




Quazi Shafiqul Islam, FCA
Enrolment No. 0165
Islam Quazi Shafique & Co.
Chartered Accountants

BDCOM ONLINE LTD.
Statement of Changes in Equity
For the year ended June 30, 2023

Particulars	Share Capital	Tax Holiday Reserve	Share Premium	Retained Earnings	Amount in Taka
					30.06.2023
Balance as on 01.07.2022	570,864,990	21,555,878	92,319,960	214,652,901	899,393,729
Net Profit after Tax for the period	-	-	-	74,546,051	74,546,051
Cash Dividend (10%)	-	-	-	(57,086,499)	(57,086,499)
Balance as on 30.06.2023	570,864,990	21,555,878	92,319,960	232,112,453	916,853,281

Statement of Changes in Equity
For the year ended June 30, 2022

Particulars	Share Capital	Tax Holiday Reserve	Share Premium	Retained Earnings	Amount in Taka
					30.06.2022
Balance as on 01.07.2021	543,680,950	21,555,878	119,504,000	161,657,697	846,398,525
Net Profit after Tax for the period	-	-	-	80,179,244	80,179,244
Cash Dividend (5%)	-	-	-	(27,184,040)	(27,184,040)
Stock Dividend (5%)	27,184,040	-	(27,184,040)	-	-
Balance as on 30.06.2022	570,864,990	21,555,878	92,319,960	214,652,901	899,393,729



Chief Financial Officer



Company Secretary



Managing Director



Director



Chairman



BDCOM ONLINE LTD.
Statement of Cash Flows
For the year ended June 30, 2023


Particulars	Amount in Taka	
	2022-2023	2021-2022
A. Cash Flows from Operating Activities:		
Receipts from Sales, Services & Others	706,097,842	764,789,905
Bank Interest - STD & Others	295,085	163,182
WPPF & WF Payment	(5,273,874)	(3,683,426)
Payment of Income Tax & VAT	(51,741,097)	(47,258,225)
Cash Payment to Suppliers & Others	(566,013,329)	(621,097,575)
Net Cash Provided by/(used in) Operating Activities	83,364,627	92,913,862
B. Cash Flows from Investing Activities:		
Acquisition of Property, Plant & Equipment	(48,119,371)	(31,576,870)
FDR Interest Received	22,633,678	49,248,226
Dividend on Marketable Securities	-	74,052
Investment in FDR	(19,206,736)	(44,091,031)
Long Term Security Deposit	(283,938)	(53,601,260)
Net Cash Provided by/(used in) Investing Activities	(44,976,367)	(79,946,884)
C. Cash Flows from Financing Activities:		
Cash Dividend	(57,037,018)	(31,292,664)
Long Term Loan	(2,042,664)	(4,675,252)
Current Portion of Long-Term Loan	(2,096,922)	892,971
Short Term Loan	(4,544,619)	(1,163,730)
Net Cash Provided by/(used in) Financing Activities	(65,721,223)	(36,238,676)
D. Effect of Exchange Rate Changes in Cash and Cash Equivalents	(154,587)	16,042
	(154,587)	16,042
Net Increase/ (Decrease) in Cash & Cash Equivalents (A+B+C+D)	(27,487,550)	(23,255,655)
Cash & Cash Equivalents at the Beginning of the Year	69,437,736	92,693,391
Cash & Cash Equivalents at the End of the Year	41,950,186	69,437,736


Net Operating Cash Flows Per Share (NOCFPS) Note 35.00

1.46

1.63


Chief Financial Officer


Company Secretary


Managing Director


Director


Chairman



BDCOM ONLINE LTD.
Notes to the Financial Statements
For the year ended June 30, 2023

1.00 Status and Nature of the company:

1.01 Legal Form:

BDCOM ONLINE LTD. was incorporated in Bangladesh on 12 February 1997 as a Private Limited Company vide certificate of incorporation No:C-32328 (1449/97) dated 12 February 1997 by the Registrar of Joint Stock Companies & Firms and was converted into a Public Limited Company on 12 December 2001. The shares of the Company are traded with the Dhaka Stock Exchange Ltd. and Chittagong Stock Exchange Ltd.

1.02 Registered office:

Registered office of the company is situated at Rangs Nilu Square (5th Floor), House # 75 , Road # 5/A , Satmosjid Road, Dhanmondi R/A, Dhaka-1209.

Corporate Office:

JL Bhaban (5th Floor), House # 01, Road # 01, Gulshan Avenue, Gulshan-1, Dhaka-1212.

1.03 Nature of Business:

The Company is primarily engaged as an Internet Service Provider (ISP) in Bangladesh which includes Leased Port Internet Access, Total Network Solutions and Nationwide Data Services. In addition, the Company is conducting Customized Software Development, Broadband Internet, Vehicle Tracking Services (VTS), Business Process Outsourcing, Web Page Software Design & Hosting, IP Telephony Services (IPTSP), IPPBX Solutions, Hosted Conference Bridge, Short Code Parking, Fiber Optic, Machinery and Hardware Sales.

2.00 Basis of Preparation:

2.01 Statement of Compliance:

These Financial Statements of the Company have been prepared on going concern basis under the historical cost convention and in accordance with the International Accounting Standards (IASs) and International Financial Reporting Standards (IFRSs), the Companies Act 1994, the Securities and Exchange Rules 2020 and other relevant laws and rules applicable in Bangladesh for this company.

2.02 Going Concern:

These financial statement have been prepared on the assumption that the entity is a going concern and will continue it's business for the foreseeable future. Hence it is assumed that the entity has neither the intention nor the need to liquidate or curtail materially the scale of its operation.

2.03 Cash Flows Statement:

Cash Flows Statement is prepared in accordance with IAS 7 "Cash Flows Statement" and the cash flows from the operating activities has been presented under direct method.

2.04 Reporting period and date of approval:

These financial statements cover a period of one year from July 01, 2022 to June 30, 2023. The Board of Directors has approved these financial statements on October 26, 2023.

2.05 Functional and presentational currency:

These financial statements are presented in Bangladesh Taka (BDT), which is both functional and presentational currency of the Company.



2.06 Revenue Recognition:

Under IFRS-15, The entity should recognize revenue when (or as) a performance obligation is satisfied, i.e. when 'control' of the goods or services underlying the particular performance obligation is transferred to the customer.

IFRS 15 is a 5-steps approach to revenue recognition:

Step 1: Identify the contract(s) with a customer

Step 2: Identify the performance obligations in the contract

Step 3: Determine the transaction price

Step 4: Allocate the transaction price to the performance obligations in the contract

Step 5: Recognize revenue when (or as) the entity satisfies a performance obligation

Revenue is recognized when control over the goods or services is transferred to the customer and the company satisfies a performance obligation by transferring a promised goods or service to a customer over time or a point in time.

2.07 Assets and basis of their valuation:

Cash and cash equivalents

Cash and cash equivalents include notes and coins in hand, unrestricted balances held with various banks and those are used by the company for its short-term commitments.

Property, Plant and Equipment

Recognition and Measurement

Property, Plant and Equipment are capitalized at cost of acquisition and subsequently stated at cost less

Maintenance activities

The company incurs maintenance cost for all major items of property, plant and equipment. Repair and Maintenance costs are charged as expenses when incurred.

Subsequent Expenditure

Expenditure incurred after putting any asset into operation such as repair and maintenance is normally charged off as revenue expenditure in the period in which it is incurred. In situation where it can be clearly demonstrated that the expenditure has resulted in an increase in the future economic benefit expected to be obtained from the use of the asset such expenditure is capitalized as an additional cost of assets. All up-generation/enhancement are generally charged off as expenditure unless they bring similar significant additional benefits.

Disposal of Property, Plant & Equipment

On disposal of property, plant & equipment, the cost and accumulated depreciation are eliminated and gain or loss on such disposal is reflected in the Statement of Profit or Loss and Other comprehensive income, when it is determined with reference to the net book value of the assets and net sales proceeds.

Depreciation is charged on Property, Plant & Equipment at the following rates on reducing balance method.

Particulars	Rate of Depreciation		
	Unit-1 ISP	Unit-2 SDP	Unit-3 IPTSP
Land	-	-	-
Building (Floor Space)	2.5%	-	-
Internet & System Hardware	18%	18%	18%
Furniture and Fixture	10%	10%	10%
Office Renovation	18%	18%	-
Sundry Assets	10%	10%	-
Crockeries & Cutleries	10%	-	-
AC Installation	18%	18%	-
PABX Installation	18%	-	-
Office Equipment	15%	-	-
V-Sat Tower	15%	-	-
Telephone & Cable Installation	15%	15%	15%
Motor Vehicle	15%	-	15%
Generator/ Online UPS	15%	15%	-
Cable Installation	15%	-	-
Broad Band Equipment	18%	-	-
Radio Equipment	18%	-	18%
Electric Installation	15%	18%	15%
Optical Fiber Deployment	15%	-	-
Base Tower & Installation	10%	-	-
WIFI Base Station	20%	-	-
Peripheral Equipment	-	15%	-
Software Development	-	15%	15%

Details of Property, Plant and Equipment are stated in "Schedule-A" annexed hereto.

Long Term Security Deposit & Prepayment

These amounts (Note No-05) were deposited with BTCL, BEZA and others in connection with telephone lines, bandwidth, E1, land lease and others.

Valuation of Inventories

Inventories are carried at the lower of cost and net realizable value as prescribed by the IAS - 2 : Inventories. Cost is determined on weighted average cost basis. The cost of Inventories comprises of expenditure incurred in the normal course of business in bringing the inventories to their present location and condition. Net realizable value is based on estimated selling price less any further costs expected to be incurred to make the sale.

Trade Receivable

Trade Receivables are amounts due from customers for services provided in the ordinary course of business. Trade Receivables are recognized initially at fair value and subsequently measured at carrying amount less provision for impairment.

Trade Payable

Trade Payable are obligations to pay for goods or services that have been acquired in the ordinary course of business from suppliers.

2.08 Provision for Current & Deferred Tax :

Provision for current tax has been made in compliance with the Income Tax Act-2023, IAS-12 "Income Taxes" and as per rates prescribed in the Finance Act 2023 on the taxable profit made by the company after considering necessary taxable add or backs of income and disallowances or allowances of expenditure.

The Company has recognized deferred tax using balance sheet method in compliance with the provisions of IAS 12 : Income Taxes. The Company's policy of recognition of deferred tax assets/liabilities is based on temporary differences (Taxable or Deductible) between the carrying amount (Book Value) of assets and liabilities for financial reporting purpose and its tax base, and accordingly, deferred tax income/expenses has been considered to determine net profit after tax and earning per shares (EPS). A deferred tax asset is recognized to the extent that it is probable that future taxable profit will be available against which temporary differences can be utilized. Deferred tax assets are reviewed at each reporting date and reduced to the extent that is no longer probable that the related tax benefit will be realized. The deferred tax liability/asset or deferred tax expense/income does not create a legal liability/recoverability to and from the income tax authority. This is recognized for book purpose as equalization item presented in the financial statements to show the retained earnings as a consistent reflection of the business events.

2.09 Dividend Payments:

Final dividend is recognized after the approval of the shareholders in the Annual General Meeting (AGM) of the company.

2.10 Earnings per share:

Earning per Share (EPS) is calculated in accordance with IAS-33 "Earning Per Share" which has been shown at the bottom of the Statement of Profit or Loss and Other Comprehensive Income.

Basic earnings per share

This represents earnings for the period attributable to ordinary shareholders. As there was no preference dividend, minority interest or extra ordinary items, the net profit after tax for the year has been considered to be fully attributable to the ordinary shareholders.

Sl. No.	Particulars	2022-2023	2021-2022
a)	Earnings attributable to the ordinary shareholders	74,546,051	80,179,244
b)	Number of Ordinary Shares.	57,086,499	57,086,499
c)	Earning Per Share	1.31	1.40

Diluted earnings per share

No diluted earnings per share are required to be calculated for the year as there was no scope for dilution during the year under report.

2.11 Tax Holiday Reserve:

Software Development Project (SDP), Unit-2 of the Company has enjoyed tax holiday for 5 (five) years commencing from January 01, 2002 to December 31, 2006. Tax holiday reserve had been provided @ 40% of net income of the respective years up to December 31, 2006 in line with the approval from the NBR to invest in the same undertaking or in any new industrial or in stocks and shares of listed Companies or in Government bonds or Securities or for other purposes as specified in the Income Tax Ordinance 1984.

2.12 Foreign Currency Transactions:

According to IAS 21 "The Effect of Changes in Foreign Exchange Rates" transactions in foreign currencies are recorded in the functional currency at the rate of exchange prevailing on the date of the transaction. Monetary assets and liabilities denominated in foreign currencies are translated into the functional currency at the rate of exchange prevailing at the reporting date. Any resulting exchange differences are included in the Statement of Profit or Loss Account.

2.13 Information about business segments:

Business segment is a distinguishable component of a company that is engaged in providing an individual product or service or a group of related product or service and that is subject to risk and return that are different from those of other business segment. The company has 3 business segments namely Unit-1 for internet, data connectivity, hardware and other IT enabled services, Unit-2 for software development, graphic design, AVLS support and service, web development, domain registration, domain hosting and finally Unit-3 for IP telephony services and goods.

2.14 Impairment:

An impairment loss is the amount by which the carrying amount of an asset or cash-generating unit (CGU) exceeds its recoverable amount. The recoverable amount of an asset or a CGU is the higher of its fair value less costs to sell and its value in use. Impairment loss of non-financial assets as mentioned in the IAS-36 "Impairment of Assets" is recognized and charged as an expense (unless it relates to a revalued asset where the impairment loss is treated as a revaluation decrease) whenever recoverable amount is below carrying amount.

2.15 Financial Instruments:

Non-derivative financial instruments comprise of accounts and other receivables, cash and cash equivalents, borrowings and other payables and are shown at transaction cost.

2.16 Related Parties Transactions:

The party is related to the company if any party casts significant influence over the day to day affairs/matters and also holds the controlling power of the management affairs of the company and any transaction made during the year with the party related therewith is termed as related party transaction as per IAS-24 "Related Party Disclosure". Related party are fully disclosed in **note-37**.

2.17 Events after the Reporting date:

IAS 10, Events After the Reporting Period stipulates the accounting and disclosure requirements concerning transactions and events that occur between the reporting date and the date of approval of the financial statements. Among other things, IAS 10 determines when an event that occurs after the reporting date will result in the financial statements being adjusted, or where such events merely require disclosure within the financial statements. Such events are referred to in IAS 10 as 'adjusting' or 'non-adjusting' events.

A) Adjusting Event is an event after the reporting period that provides further evidence of conditions that existed at the end of the reporting period.

B) Non-adjusting events are those which are indicative of conditions that arose after the reporting period.

C) The Board of Directors of BDCOM Online Ltd. has recommended 10% cash dividend for the year 2022-2023 in their meeting held at the Company's head office on October 26, 2023 which may be confirmed in the next 27th Annual General Meeting (AGM) by the shareholders. The 27th Annual General Meeting (AGM) will be held on Thursday the December 21, 2023 at 10.30 AM through Digital Platform.

2.18 Components of the Financial Statements:

- a) Statement of Financial Position as at June 30, 2023
- b) Statement of Profit or Loss and Other Comprehensive Income for the year ended June 30, 2023
- c) Statement of Changes in Equities for the year ended June 30, 2023
- d) Statement of Cash Flows for the year ended June 30, 2023
- e) Accounting policies and explanatory Notes to the Financial Statements for the year ended June 30, 2023

2.19 Employee Summary:

Sl.	Particulars	June 30, 2023	June 30, 2022
a)	Managers & Officers	227	224
b)	Office Assistant, Cableman & Others	298	264
Total		525	488

2.20 Employee Benefits:

A) Employee's Provident Fund

The Company operates a contributory provident fund scheme for its permanent employees. Provident fund is administered by a board of Trustees and is funded by contributions from both employees and employer. These contributions are duly deposited to separate bank account and invested according to prescribed guide line of Bangladesh Labor Law.

B) Insurance

Employees are covered under the Group Insurance Scheme and Hospitalization Insurance Scheme.

C) Workers' Profit Participation Fund & Welfare Fund (WPPF & WF)

Provision for Workers Profit Participation Fund has been made @ 5% of net profit as per provision of the Bangladesh Labor Act 2006 and Bangladesh Labor Amendment Act 2013 and is payable to workers as defined in these Laws.

2.21 Financial risk management:

The management has overall responsibility for the establishment and oversight of the company's risk management framework. Risk management policies, procedures and systems are reviewed regularly to adjust with the changes in market conditions and the company's Activities. The company has exposure to the

- a) Credit risk
- b) Liquidity risk
- c) Market risk

Credit risk

Credit risk is the risk of financial loss to the company if a customer or a counterpart to a financial instrument fails to meet its contractual obligations and arises principally from the company's receivables from customers. Management has a credit policy in place and exposure to credit risk is monitored on an ongoing basis. Risk exposures from other financial assets, i.e. Cash at bank and other external receivables are nominal.

Liquidity risk

Liquidity risk is the risk that the company will not be able to meet its financial obligations as they fall due. The company's approach to managing liquidity (cash and cash equivalents) is to ensure, as far as possible, that it will always have sufficient liquidity to meet its liabilities when due, under both nominal and stressed conditions, without incurring unacceptable losses or risking damage to the company's reputation. Typically, the company ensures that it has sufficient cash and cash equivalents to meet expected operational expenses, including financial obligations through preparation of the cash flow forecast based on time line of payment of the financial obligation and accordingly arrange sufficient liquidity/fund to make the expected payment within due date.

Market risk

Market risk is the risk that any change in market prices such as foreign exchange rates and interest that affect the company's income or the value of its holdings of financial instruments. The objective of market risk management is to manage and control market risk exposures within acceptable parameters.

a) Currency risk

As at June 30, 2023 there was little exposure to currency risk as there were very few foreign currency transactions made during the review.

b) Interest rate risk

Interest rate risk is the risk that arises due to changes in interest rates on borrowing. Interest rate fluctuation probability is very minimal and within tolerable range. The company has been not entered into any type of derivative instrument in order to hedge interest rate risk as at the reporting date.

2.22 Comparative Information:

Comparative data/information have been disclosed in respect of the previous year for all numerical information in the financial statements and also the narrative and descriptive information when it is relevant for understanding of the current year's financial statements.

2.23 General:

- i) Previous year's figure has been re-arranged whenever considered necessary to ensure comparability with the current year's presentation as per IAS-8 "Accounting Policies, Changes in Accounting Estimates and
- ii) Figures appearing in the Financial Statements have been rounded off to the nearest Taka.



Amount in Taka	
30.06.2023	30.06.2022

3.00 Property Plant and Equipment :

The break up of the amount is as follows:

Particulars	Unit-1 Taka	Unit-2 Taka	Unit-3 Taka	Amount in Taka	
				30.06.2023	30.06.2022
A) Cost:					
Opening Balance	866,775,878	51,082,450	36,674,672	954,533,000	923,052,203
Addition during the year	46,738,255	978,430	402,686	48,119,371	31,576,870
Less: Adjustment during the year	-	-	-	-	96,073
Closing Balance	913,514,133	52,060,880	37,077,358	1,002,652,371	954,533,000
B) Accumulated Depreciation:					
Opening Balance	546,725,074	47,169,704	23,527,390	617,422,168	565,636,303
Add: Charged during the year	48,160,090	802,295	2,267,675	51,230,060	51,881,938
Less: Adjustment during the year	-	-	-	-	96,073
Closing Balance	594,885,164	47,971,999	25,795,065	668,652,228	617,422,168
WDV 30/06/2023(A-B)	318,628,969	4,088,881	11,282,293	334,000,143	-
WDV 30/06/2022(A-B)	320,050,804	3,912,746	13,147,282	-	337,110,832

[Details are shown in the Schedule-A/1, A/2 & A/3]

4.00 Right-of-Use Assets :

Right-of-Use Assets

23,422,332	27,681,350
23,422,332	27,681,350

Total Taka

5.00 Long Term Deposit & Prepayment :

The break up of the amount is as follows:

Particulars

BTCL for Telephone Line
Security Against Bandwidth (BTCL & Others)
Security Against E1 & Others (BTCL)
Prepayment to BEZA
Others Deposit
Total Taka

5,000	5,000
109,065	142,065
35,084	35,084
102,770,010	102,770,010
5,373,569	5,056,631
108,292,728	108,008,790

6.00 Inventories :

The break up of the amount is as follows:

Particulars

Accessories Note- 6.01
GLP & GPRS Modem & Accessories Note- 6.02
IP Telephony Hardware Note- 6.03
Modem, Media Converter & Concentrators
Switch, Router, Equipment & Others
Stationery
Fiber Optic Cable
Radio Equipment
Total Taka

546,445	304,238
4,584,624	5,618,726
1,221,426	1,437,679
567,150	455,984
8,003,406	5,107,486
135,776	81,508
931,173	727,361
1,422,961	1,523,962
17,412,961	15,256,944

6.01 Accessories :

The break up of the amount is as follows:

Particulars

Broadband Accessories
UTP Cable
Total Taka

292,305	178,647
254,140	125,591
546,445	304,238

6.02 GLP, GPRS Modem & Accessories :

The break up of the amount is as follows:

Particulars

Geographical Location Platform (GLP)
Total Taka

4,584,624	5,618,726
4,584,624	5,618,726

Amount in Taka	
30.06.2023	30.06.2022

6.03 IP telephony hardware :

The break up of the amount is as follows:

Particulars

IP Telephone Set

IP Telephony Equipment

Total Taka

954,396	1,303,099
267,030	134,580
1,221,426	1,437,679

7.00 Advances, Deposits & Pre-payments :

The break up of the amount is as follows:

Particulars

A) Advances :

Against Salary

Advance to Suppliers and Others

Advance VAT & Others

Advance for Material

Total

6,300,597	7,424,989
5,178,290	5,034,344
3,031,045	3,030,129
-	5,078,780
14,509,932	20,568,242

B) Deposits :

Security Deposit / Earnest Money

Total

11,022,885	15,770,097
11,022,885	15,770,097

C) Pre-Payments

Total (A+B+C)

1,064,957	717,030
26,597,774	37,055,369

The sum of total advances are unsecured but realizable and in the sub-head advance against salary includes amount which are recoverable from Managing Director (Paid) of the company.

8.00 Advance Income Tax :

The break up of the amount is as follows:

Particulars

Opening Balance

Add: Addition during the year

Note- 8.01

Less: Adjustment for previous years

Total Taka

74,598,161	62,376,866
51,741,097	47,258,225
126,339,258	109,635,091
(39,400,337)	(35,036,930)
86,938,921	74,598,161

8.01 Addition during the year :

The break up of the amount is as follows:

Particulars

Tax Deducted on Interest Income

Tax Deducted on Supply, Sales and Others

Total Taka

4,637,257	6,181,337
47,103,840	41,076,888
51,741,097	47,258,225

9.00 Trade Receivables :

The break up of the amount is as follows:

Particulars

Internet & Data Service

Note- 9.01

IP Telephone Service

Note- 9.02

Web page, Software & Data Transmit

Note- 9.03

Hardware, Switch & Others

Total Taka

101,552,279	95,402,681
15,249,873	15,419,847
28,730,992	26,821,590
820,251	1,383,611
146,353,395	139,027,729

The sum of Accounts Receivable are unsecured but realizable. It includes no such amount which are recoverable from Directors of the company. Ageing details are available in Schedule-B

9.01 Internet & Data Services :

The break up of the amount is as follows:

Particulars

Corporate Internet

Broadband & Others

Data Connectivity

Total Taka

23,613,430	24,065,656
3,611,151	5,894,344
74,327,698	65,442,681
101,552,279	95,402,681

Amount in Taka	
30.06.2023	30.06.2022

9.02 IP Telephone Service :

The break up of the amount is as follows:

Particulars

Monthly Rent & Others
Inter-Connectivity
Total Taka

11,982,925	11,158,791
3,266,948	4,261,056
15,249,873	15,419,847

9.03 Web page, Software & Data Transmit :

The break up of the amount is as follows:

Particulars

Software Development
Domain Hosting & Registration
AVLS
Graphics Design
Total Taka

128,714	128,714
3,708,646	2,632,610
24,404,647	23,414,877
488,985	645,389
28,730,992	26,821,590

10.00 Other Receivables :

The break up of the amount is as follows:

Particulars	UNIT-1 ISP	UNIT-2 SDP	UNIT-3 IPTSP	Amount in Taka	
				30.06.2023	30.06.2022
FDR Interest Receivables	8,715,238	105,723	-	8,820,961	5,288,211
Total Taka	8,715,238	105,723	-	8,820,961	5,288,211

11.00 Investment In Shares:

The break up of the amount is as follows:

Particulars	No. Shares	Rate	Cost Value	Market Value	
				30.06.2023	30.06.2022
AB Bank Limited	167,225	19.39	3,242,493	1,622,083	1,721,444
IFADAUTOS	70,686	111.09	7,852,508	3,117,253	3,399,660
Total Taka	237,911		11,095,000	4,739,336	5,121,104

12.00 Investment in FDR :

The break up of the amount is as follows:

Particulars

Prime Bank Ltd 2127418012614
Prime Bank Ltd 2127419010187
Prime Bank Ltd 2127416004761
Prime Bank Ltd 2127413022774
Bank Asia Ltd. 02155008365
IFIC Bank Ltd. 1001-509038-200
IFIC Bank Ltd. 1025-509038-203
IFIC Bank Ltd. 1025-509038-205
Exim Bank Ltd. 02860100371355
BRAC Bank Ltd 3053809800001
BRAC Bank Ltd 3053809800002
BRAC Bank Ltd 3053809800003
IDLC Finance Ltd. 11252217203702
IDLC Finance Ltd. 11252217203703
IDLC Finance Ltd. 10252217203701
IPDC Finance Ltd. 1001211000001761
IPDC Finance Ltd. 1001211000001866
IPDC Finance Ltd. 1001251000029475
Uttara Finance & Investment Ltd. 0100120059314
Uttara Finance & Investment Ltd. 0100120019615
Uttara Finance & Investment Ltd. 0100120019815
Uttara Finance & Investment Ltd. 0100360000515
DBH Finance PLC. 71000182218
Lanka Bangla Finance Ltd. 001022800000127
Lanka Bangla Finance Ltd. 001029400000001
Lanka Bangla Finance Ltd. 001022800000670
IIDFC Limited 9499
Total Taka

3,063,925	2,942,914
2,814,423	2,704,875
12,077,919	11,659,332
27,100,000	-
17,720,627	17,490,756
33,945,660	32,344,200
37,453,648	37,468,648
18,126,964	17,311,034
7,994,224	7,630,939
10,000,000	-
9,500,000	-
8,850,000	-
6,524,653	6,193,219
30,586,731	28,978,912
17,506,348	16,623,670
57,977,151	54,949,954
18,856,183	17,870,438
11,812,200	11,200,000
-	10,034,522
9,686,521	9,141,058
38,717,658	36,540,244
-	8,194,007
8,960,476	8,520,414
-	8,250,986
-	8,875,068
-	15,617,383
8,474,000	8,000,000
397,749,310	378,542,573



Amount in Taka	
30.06.2023	30.06.2022

13.00 Cash and Cash Equivalent :

The break up of the amount is as follows:

Particulars

Cash in Hand	
Cash at Bank	Note- 13.01
Cash Available in SSL	
Cash Available in bKash	
Cash Available in Nagad	
Cash Available in Upay	
Cash Available in Rocket	
Cash Available in Share Trading Account	
Total Taka	

989,801	970,555
38,877,769	66,672,954
323,884	174,744
287,020	208,452
24,163	11,721
3,180	-
71,854	26,795
1,372,515	1,372,515
41,950,186	69,437,736

13.01 Cash at Bank :

The break up of the amount is as follows:

Particulars

CD Accounts	Account Numbers
Eastern Bank Ltd.	1061060000757
First Security Islami Bank Ltd.	010811100001575
Sonali Bank Ltd.	001017833
Bank Asia Ltd.	06933000002
Bank Asia Ltd.	02136000331
Bank Asia Ltd.	02133001275

SND Accounts

Prime Bank Ltd.	2127314011828
Prime Bank Ltd.	2127315012783
Prime Bank Ltd.	2127311000238
Prime Bank Ltd.	2127119013716
Prime Bank Ltd. (ERQ)	2127501001092
United Commercial Bank PLC	0841301000000255
United Commercial Bank PLC	0841301000000266
United Commercial Bank PLC	0841301000000277
United Commercial Bank PLC	0841301000000244
Rupali Bank Ltd.	0588024000033
Pubali Bank Ltd.	3478102001001
Dutch-Bangla Bank Ltd.	1711200000344
Dutch-Bangla Bank Ltd.	1711200002011
Islami Bank BD. Ltd.	20502050900011812
IFIC Bank Ltd.	0000509038041
Shahjalal Islami Bank Ltd.	400113100002817
Al-Arafah Islami Bank Ltd.	0311220001107
Midland Bank Ltd.	0081090000066
South Bangla Agriculture & Commerce Bank Ltd.	0010130000638
National Bank	1200005442009

Total Taka

411,798	4,049,824
2,783	1,588
36,875	25,984
34,724	35,414
2,156,783	2,107,303
349,657	689,211
937,934	3,042,310
462,002	17,392
101,639	102,530
24,008	252,384
1,177,883	8,828,876
430,042	283,566
281,979	161,979
66,913	17,075
115,068	122,087
502,538	23,923,756
18,425,468	19,406,371
11,410,007	1,907,890
769,305	612,334
174,979	465,709
10,650	30,476
27,218	45,325
591,355	17,313
246,997	526,257
124,455	-
4,708	-
38,877,769	66,672,954

14.00 Share Capital

Authorized Capital : Taka 1000,000,000

100,000,000 Ordinary shares of Taka. 10 each

1,000,000,000	1,000,000,000
---------------	---------------

Issued, Subscribed and Paid-up Capital :

57,086,499 Ordinary shares of Taka. 10 each

570,864,990	570,864,990
-------------	-------------

14.01 Compositions of Shareholdings

The break up of the amount is as follows:

Particulars	As on 30.06.2023		As on 30.06.2022	
	No. of Shares	% of holdings	No. of Shares	% of holdings
Sponsor/Director	17,127,944	30.00	17,127,944	30.00
Institutions	3,376,643	5.91	2,832,780	4.96
General Public	36,581,912	64.09	37,125,775	65.03
Total Taka	57,086,499	100.00	57,086,499	100.00

Amount in Taka	
30.06.2023	30.06.2022

14.02 Distribution Schedule-Disclosure under the Listing Regulations of Stock Exchange

This distribution schedule showing the number of Shareholders and their Shareholdings in percentage has been disclosed:

Shareholders Range (in number of Shares)	As on 30.06.2023		As on 30.06.2022	
	Shareholders	No. of Shares	Shareholders	No. of Shares
Less than 500 shares	4,698	763,881	2,538	373,797
500 to 5,000 Shares	5,845	10,056,617	3,115	5,481,519
5001 to 10,000 shares	788	5,970,958	512	3,866,808
10,001 to 20,000 shares	390	5,579,499	331	4,905,226
20,001 to 30,000 shares	134	3,330,911	131	3,275,858
30,001 to 40,000 shares	47	1,658,101	56	1,963,032
40,001 to 50,000 shares	34	1,592,564	38	1,787,275
50,001 to 100,000 shares	63	4,566,191	75	5,486,864
100,001 to 1,000,000 shares	43	8,573,656	57	12,491,999
Over 1,000,000 shares	4	14,994,121	6	17,454,121
Total Taka	12,046	57,086,499	6,859	57,086,499

14.03 Option on Un-Issued Shares

The existing unissued shares of the company can be issued as subscribed and paid-up capital through the issuance of new shares upon contribution of cash, bonus or right shares.

14.04 Market Price

The shares of the Company are listed in Dhaka and Chittagong Stock Exchanges and quoted at Taka 39.10 (High-Taka. 39.60, Low-Taka. 39.00) per share and Taka 39.20 (High-Taka. 39.50 Low-Taka. 38.80) per share in Dhaka and Chittagong Stock Exchanges respectively as of June 30, 2023.

14.05 Voting Rights

The rights and privileges of the shareholders are stated in the Articles of Association of the Company.

15.00 Share Premium :

The break up of the amount is as follows:

Particulars

Opening Balance	92,319,960	119,504,000
Less: Stock dividend (FY: 2020-21) @ 5%	-	(27,184,040)
Total Taka	92,319,960	92,319,960

16.00 Tax Holiday Reserve

Tax Holiday Reserve

Total Taka

21,555,878	21,555,878
21,555,878	21,555,878

Software Development Project (SDP), Unit-2 of the Company has enjoyed tax holiday for 5 (five) years commencing from January 01, 2002 to December 31, 2006. Tax holiday reserve had been provided @ 40% of net income of the respective years up to December 31, 2006 in line with the approval from the NBR to invest in the same undertaking or in any new industrial or in stocks and shares of listed Companies or in Government bonds or Securities or for other purposes as specified in the Income Tax Ordinance 1984.

17.00 Retained Earnings

The break up of the amount is as follows:

Particulars

Opening Balance	214,652,901	161,657,697
Add: Net Profit After Tax During the Year	74,546,051	80,179,244
	289,198,952	241,836,941
Less: Cash Dividend (FY: 2020-21) @ 5%	-	(27,184,040)
Less: Cash Dividend (FY : 2021-22) @ 10%	(57,086,499)	-
	232,112,453	214,652,901

Amount in Taka	
30.06.2023	30.06.2022

18.00 Long Term Loan :

The break up of the amount is as follows:

Particulars	Account Numbers		
A) Shahjalal Islami Bank Ltd. (Motor Vehicle)	4001 36400000423	970,538	3,468,858
Less: Current Portion of Long-Term Loan		(970,538)	(2,708,400)
Total Taka (A)		-	760,458
B) Shahjalal Islami Bank Ltd. (Motor Vehicle)	4001 36400000435	523,016	819,011
Less: Current Portion of Long-Term Loan		(358,200)	(358,200)
Total Taka (B)		164,816	460,811
C) Bank Asia Ltd. (Motor Vehicle)	02135001478	917,713	1,233,491
Less: Current Portion of Long-Term Loan		(415,992)	(415,992)
Total Taka (C)		501,721	817,499
D) Bank Asia Ltd. (Motor Vehicle)	02135001490	1,282,126	1,864,733
Less: Current Portion of Long-Term Loan		(728,640)	(728,640)
Total Taka (D)		553,486	1,136,093
E) Prime Bank Ltd. (Motor Vehicle)	2025392404	118,162	565,047
Less: Current Portion of Long-Term Loan		(118,162)	(477,222)
Total Taka (E)		-	87,825
Total Taka (A+B+C+D+E)		1,220,023	3,262,687

19.00 Lease Liabilities:

Lease Liabilities

26,681,971	28,792,769
26,681,971	28,792,769

20.00 Deferred Tax Liabilities :

The break up of the amount is as follows:

Particulars	Carrying Amount (Tk.)	Tax Base (Tk.)	Taxable/(Deductible) Temporary
As at June 30, 2023			
Property, Plant & Equipment (Excluding Land)	307,000,143	289,053,967	17,946,176
Temporary Taxable Difference for PPE			17,946,176
Less: Unrealized Loss on Marketable Securities			(381,768)
Net Temporary Taxable Difference			17,564,408
Applicable Tax Rate			22.50%
Deferred Tax Liability as at June 30, 2023 (A)			3,951,992
As at June 30, 2022			
Property, Plant & Equipment (Excluding Land)	310,110,832	240,915,137	69,195,695
Temporary Taxable Difference for PPE			69,195,695
Less: Unrealized Loss on Marketable Securities			(634,302)
Net Temporary Taxable Difference			68,561,393
Applicable Tax Rate			22.50%
Deferred Tax Liability as at June 30, 2022 (B)			15,426,313
Deferred Tax (Income)/Expenses (A-B) as at June 30, 2023			(11,474,322)

21.00 Trade Payable :

The break up of the amount is as follows:

Particulars

Sundry Creditors

Total Taka

103,760,079	120,983,352
103,760,079	120,983,352

Amount in Taka	
30.06.2023	30.06.2022

22.00 Other Payables :

The break up of the amount is as follows:

Particulars

Liability for Expenses

Note- 22.01

16,447,865 15,554,254

Liability for Other Finance

Note- 22.02

66,041,768 47,099,595

Total Taka

82,489,633 62,653,849

22.01 Liability for Expenses :

The break up of the amount is as follows:

Particulars

Salaries & Allowances

14,691,773 14,547,521

Outstanding Expenses

1,606,592 880,233

Audit Fee Payable

149,500 126,500

Total Taka

16,447,865 15,554,254

22.02 Liability for Other Finance :

The break up of the amount is as follows:

Particulars

Tax Deducted on Employee Salaries

2,530,299 1,417,002

Employees Provident Fund

34,324,779 26,806,503

Tax Deducted at Source

2,671,769 412,239

Security Deposit -Broadband

10,350 10,350

Security Deposit & Others

921,030 518,959

Contribution to WPPWF @ 5%

5,188,455 5,273,874

VAT Deducted at Source & Others

3,005,562 1,658,962

Advance Agst. Sales (Broadband & Others)

439,290 327,091

Advance Agst. Sales (Data Connectivity)

6,878,071 1,014,332

Advance Agst. Sales (Corporate Internet)

1,756,457 1,520,786

Advance Agst. Sales (Software, Domain & Web Hosting)

514,208 338,798

Advance Agst. Sales (Graphic Design & Others)

- 30,594

Advance Agst. Sales (AVLS)

737,750 753,678

Advance Agst. Sales (Monthly Rent/ Tel Call)

7,063,748 7,016,428

Total Taka

66,041,768 47,099,595

23.00 Unclaimed Dividend:

The summary of unclaimed dividend is as follows:

For the financial year

2018-2019

- 819,083

2019-2020

528,008 532,065

2020-2021

615,495 620,755

2021-2022

966,847 -

Bank Interest Received Net of AIT & Charges (30.12.21)

- 75,283

Bank Interest Received Net of AIT & Charges (30.06.22)

- 60,116

Bank Interest Received Net of AIT & Charges (26.06.23)

46,434 -

Total Taka

2,156,784 2,107,303

As per BSEC directive no. BSEC/CMRRCD/2021-386/03 dated 14th January 2021 and the Bangladesh Securities and Exchange Commission (Capital Market Stabilization Fund) Rules, 2021 BDCOM has transferred a total BDT 5,350,351.14 (3 years above including bank interest received net of Tax and charges up to 04.01.2023) to Capital Market Stabilization Fund (CMSF) Account No. SND A/C-0010311521301.

24.00 Provision for Income Tax:

Current Tax

22,296,794 31,333,711

Opening Balance

23,593,823 26,057,174

Add : Provision made during the year (Note:24.01)

45,890,616 57,390,886

Add: Provision made for Previous Years

17,103,543 -

Less: Adjustment for Previous Years

(39,400,337) (35,094,092)

Closing Balance

23,593,822 22,296,794



Amount in Taka	
30.06.2023	30.06.2022

24.01 Current Tax:

The break up of the amount is as follows:

Particulars	UNIT-1 ISP	UNIT-2 SDP	UNIT-3 IPTSP	Amount in Taka	
				2022-2023	2021-2022
Net Profit Before WPPF & WF	89,685,306	1,617,265	17,654,979	108,957,550	110,751,362
Less : Contribution to WPPF & WF @ 5%	4,270,729	77,013	840,713	5,188,455	5,273,874
Profit Before Tax	85,414,577	1,540,252	16,814,266	103,769,095	105,477,488
Less : Tax Exempted Profit (Note-24.01.01)	1,253,396	443,296	3,098,800	4,795,491	8,761,354
Net Profit Before Tax	84,161,182	1,096,957	13,715,465	98,973,604	96,716,134
Add: Accounting Depreciation	48,160,090	802,295	2,267,675	51,230,060	51,881,938
Less: Tax Depreciation	(42,956,009)	(723,224)	(2,044,764)	(45,723,997)	(50,135,510)
Add: Net Unrealized (Gain)/Loss on Marketable Securities	381,768	-	-	381,768	634,302
Taxable Profit	89,747,032	1,176,027	13,938,376	104,861,435	99,096,864
Applicable Tax Rate	22.50%	22.50%	22.50%	22.50%	22.50%
Income Tax Expenses FY 2022-23	20,193,082	264,606	3,136,135	23,593,823	22,296,794
Add: Tax Expense for Previous Years.	17,103,543	-	-	17,103,543	3,703,218
Add: Tax Expense FY 2019-20 & FY 2020-21 paid by Cash		-	-	-	57,162
Total Income Tax Expenses FY 2022-23	37,296,625	264,606	3,136,135	40,697,366	26,057,174

24.01.01 Tax Exempted Profit:

The break up of the amount is as follows:

Particulars	UNIT-1 ISP	UNIT-2 SDP	UNIT-3 IPTSP	Amount in Taka	
				30.06.2023	30.06.2022
Tax exempted revenue during the year	9,263,841	9,846,622	8,830,007	27,940,470	38,189,341
Less : Expense of tax exempted profit	(8,010,445)	(9,403,326)	(5,731,207)	(23,144,978)	(29,427,987)
Tax Exempted Profit	1,253,396	443,296	3,098,800	4,795,492	8,761,354

As per Sixth Schedule, Part-A , Para -33 of Income Tax Ordinance, 1984 income from software development & ITES are exempted up to June 30, 2024.

25.00 Current Portion of Long-Term Loan :

The break up of the amount is as follows:

Particulars	Account Number		
Shahjalal Islami Bank Ltd. (Motor Vehicle)	4001 36400000423	970,538	2,708,400
Shahjalal Islami Bank Ltd. (Motor Vehicle)	4001 36400000435	358,200	358,200
Bank Asia Ltd. (Motor Vehicle)	02135001478	415,992	415,992
Bank Asia Ltd. (Motor Vehicle)	02135001490	728,640	728,640
Prime Bank Ltd. (Motor Vehicle)	2025392404	118,162	477,222
Total Taka		2,591,532	4,688,454

26.00 Short Term Loan :

The break up of the amount is as follows:

Particulars	Account Number		
Prime Bank Ltd.-SOD A/C	2127714002810	17,830,446	12,557,511
Prime Bank Ltd.-SOD A/C	2127725016503	15,148,484	24,966,038
Total Taka		32,978,930	37,523,549

Amount in Taka	
2022-2023	2021-2022

27.00 Revenue From Sales, Services & Others :

The break up of the amount is as follows:

Particulars

Revenue from Unit -1	Notes-27.01
Revenue from Unit -2	Notes-27.02
Revenue from Unit -3	Notes-27.03
Total Taka	

631,298,784	631,451,726
34,212,607	40,775,925
47,912,118	55,149,295
713,423,509	727,376,946

27.01 Revenue From Unit -1 :

The break up of the amount is as follows:

Particulars

Revenue from Internet/Data Connectivity Services
Revenue from IT Enable Services
Revenue from Sale of Hardware
Revenue from Internet (Educational Institutions)
Total Taka

613,984,431	597,551,046
9,263,841	24,018,526
1,298,909	2,755,699
6,751,603	7,126,455
631,298,784	631,451,726

27.02 Revenue From Unit -2 :

The break up of the amount is as follows:

Particulars

Revenue from VTS MRC
Revenue from VTS Device
Revenue from Device under IoT License
Revenue from Technical Support
Revenue from Software, Graphic Design & Others
Revenue from Domain, Web Development & Web Hosting
Total Taka

12,716,878	13,666,475
3,177,861	5,897,194
8,396,051	12,519,776
75,196	74,961
2,394,928	1,906,277
7,451,693	6,711,242
34,212,607	40,775,925

27.03 Revenue From Unit -3 :

The break up of the amount is as follows:

Particulars

Revenue from IP Telephony Incoming NWD Call
Revenue from IP Telephony Incoming ISD Call
Revenue from IP Telephony Outgoing NWD Call
Revenue from IP Telephony Outgoing ISD Call
Revenue from IP Telephony Monthly Rent
Revenue from IT Enable Services
Revenue from Sale of Hardware & Equipment
Total Taka

7,326,044	11,243,835
1,367	-
24,094,156	21,412,722
386,201	4,794,324
6,380,724	4,706,771
8,830,007	12,264,538
893,619	727,105
47,912,118	55,149,295

28.00 Cost of Sales & Services :

The break up of the amount is as follows:

Particulars	UNIT-1 ISP	UNIT-2 SDP	UNIT-3 IPTSP	For the year ended (in Taka)	
				2022-2023	2021-2022
Services & Others (Notes- 28.01)	294,729,749	3,849,703	11,312,340	309,891,792	318,244,507
Hardware & Others (Notes-28.02)	1,103,386	8,134,102	712,999	9,950,487	15,863,475
Total Taka	295,833,135	11,983,805	12,025,339	319,842,279	334,107,982

28.01 Services & Others:

The break up of the amount is as follows:

Particulars	UNIT-1 ISP	UNIT-2 SDP	UNIT-3 IPTSP	For the year ended (in Taka)	
				2022-2023	2021-2022
Bandwidth Charges	62,176,024	289,380	-	62,465,404	55,360,762
Data Connectivity (NTTN)	90,222,463	-	-	90,222,463	111,792,345
Data Connectivity (Site Sharing)	34,355,102	-	-	34,355,102	25,408,554
IT Support & Service	26,063,854	67,326	1,083,343	27,214,523	49,198,417
Cost of Software (GLP & Others)	-	756,304	-	756,304	616,728
Electricity Charges	4,499,032	272,431	529,298	5,300,761	5,792,912
Telephone Charges	1,283,500	777,387	777,387	2,838,274	2,965,552
Domain Registration & Hosting	-	333,258	-	333,258	619,938
E1, Inter Connectivity Charge	-	-	8,908,612	8,908,612	10,178,137
Electrical Goods & Installation	557,747	113,050	13,700	684,497	562,919
Direct Salary & Allowances	75,572,027	1,240,567	-	76,812,594	55,748,242
Total Taka	294,729,749	3,849,703	11,312,340	309,891,792	318,244,507

Amount in Taka	
2022-2023	2021-2022

28.02 Hardware & Others:

The break up of the amount is as follows:

Particulars	UNIT-I ISP	UNIT-II SDP	UNIT-3 IPTSP	For the year ended (in Taka)	
				2022-2023	2021-2022
Broadband Modem Concentrator & Others	386,084	-	-	386,084	710,541
Cost of Sales of Hardware & Others	717,302	8,134,102	712,999	9,564,403	15,152,934
Total Taka	1,103,386	8,134,102	712,999	9,950,487	15,863,475

29.00 Administrative and Marketing Expenses :

The break up of the amount is as follows:

Particulars	UNIT-1 ISP	UNIT-2 SDP	UNIT-3 IPTSP	For the year ended (in Taka)	
				2022-2023	2021-2022
Directors Remuneration (Note-29.01)	3,944,850	232,050	464,100	4,641,000	4,605,000
Salary and Allowances	121,231,562	14,835,924	8,050,197	144,117,683	143,168,438
Contribution to Employee PF	6,110,714	466,794	212,693	6,790,201	5,399,545
Office Rent	23,827,984	1,401,646	2,803,292	28,032,922	21,181,231
Conveyance, Dearness and Food Allowance	16,799,475	277,467	118,777	17,195,719	14,986,748
Electricity Charges	4,499,032	272,431	529,298	5,300,761	3,188,347
Telephone Charges	1,283,500	777,387	777,387	2,838,274	1,977,035
Installation & Maintenance	13,228,522	-	-	13,228,522	28,058,384
Printing and Stationaries	1,443,130	85,456	170,280	1,698,866	1,477,385
Courier & Postage Charges	894,041	15,260	-	909,301	933,884
Advertisement Expenses	1,743,529	138,576	109,293	1,991,398	1,745,962
Entertainment	342,543	80,574	7,860	430,977	267,567
Security Charges	417,120	-	-	417,120	417,120
Repair & Maintenance	1,126,296	153,913	226,759	1,506,968	1,402,979
Product Purchase for Repairing & Others	1,965,277	-	158,000	2,123,277	1,445,684
Utility Charges	3,091,510	197,193	365,412	3,654,115	3,247,157
Car Rent & Maintenance	7,871,670	38,000	-	7,909,670	8,157,732
Annual Listing Fee (DSE, CSE, CDBL, BAPLC)	1,048,103	427,879	285,433	1,761,415	1,811,920
License Registration & Renewal Fees	2,323,567	230,000	649,750	3,203,317	1,561,621
Municipal Tax	145,936	-	-	145,936	137,858
Insurance Premium	1,899,303	105,517	105,517	2,110,336	1,974,501
Fees & Professional Charges	411,000	54,800	82,200	548,000	396,625
AGM Expenses	202,656	11,921	23,842	238,419	148,650
Promotional Expenses	545,423	-	-	545,423	75,000
Audit Fee	104,650	14,950	29,900	149,500	126,500
Training Expenses	146,593	-	2,000	148,593	-
Tender Participation	217,038	-	-	217,038	218,705
Bank Commission & Charges	2,663,575	165,866	12,063	2,841,505	2,878,974
Revenue Sharing with BTRC	-	207,573	782,361	989,934	958,897
General Expenses	811,596	1,570	-	813,166	1,216,257
Total Taka	220,340,194	20,192,747	15,966,414	256,499,355	253,165,705

The number of employees (both casual and permanent) of the company as at 30 June 2023 was 525 and all of them received salary and allowances above Taka. 120,000 per year.

29.01 Directors Remuneration - Ex Officio (Under Para 4 of Sch. XI Part II of the Companies Act, 1994).

The break up of the amount is as follows:

Name	Designation	Yearly Remuneration	Festival Bonus	2022-2023	2021-2022
S.M. Golam Faruk Alamgir	Managing Director	4,281,000	360,000	4,641,000	4,605,000
Total Taka		4,281,000	360,000	4,641,000	4,605,000

Amount in Taka	
2022-2023	2021-2022

30.00 Non Operating Income :

The break up of the amount is as follows:

Particulars	UNIT-1 ISP	UNIT-2 SDP	UNIT-3 IPTSP	For the year ended (in Taka)	
				2022-2023	2021-2022
Bank Interest (FDR A/C.)	25,646,639	519,790	-	26,166,429	26,671,625
Bank Interest (SND A/C)	274,494	18,302	2,289	295,085	163,182
Foreign Currency Gain/(Loss)	-	(154,587)	-	(154,587)	16,042
Dividend on Marketable Security	-	-	-	-	74,052
Total Taka	25,921,133	383,505	2,289	26,306,927	26,924,902

31.00 Sustainable Estimated Gain/(Loss) on Marketable Securities :

The break up of the amount is as follows:

Particulars	2022-2023	2021-2022
AB Bank Ltd.	1,721,444	2,355,745
IFADAUTOS	3,399,660	3,399,660
Fair Market Value of Investment in Shares as at June 30, 2022	5,121,104	5,755,405
Less: Fair Market Value of Investment in Shares as at June 30, 2023 (Note 11)	4,739,336	5,121,104
Total Estimated Profit/(Loss) on Marketable Securities	(381,768)	(634,302)

32.00 Financial Charges :

The break up of the amount is as follows:

Particulars	UNIT-1 ISP	UNIT-2 SDP	UNIT-3 IPTSP	For the year ended (in Taka)	
				2022-2023	2021-2022
Bank Interest	2,819,424	-	-	2,819,424	3,760,559
Total Taka	2,819,424	-	-	2,819,424	3,760,559

33.00 Earning Per Share (EPS) :

The break up of the amount is as follows:

Particulars

Profit from continuing operation attributable to the ordinary equity holders

Profit attributable to the ordinary equity holders

Number of Shares

Earning Per Share

74,546,051	80,179,244
74,546,051	80,179,244
57,086,499	57,086,499
1.31	1.40

Diluted Earning Per Share:

No diluted earning per share is required to be calculated for the year as there has no dilutive potential ordinary shares.

Amount in Taka	
2022-2023	2021-2022

34.00 Cash Flows from Operating Activities :

Statement of Cash Flows have been prepared in accordance with IAS 7 "Statement of Cash Flows" and the cash flows from the operating activities are shown under indirect method as activities.

Reconciliation of Cash Flows from Operating Activities

Net Profit Before Tax	103,769,095	105,477,488
Add: Unrealized Loss/(Gain) on Marketable Securities	381,768	634,302
Less: Non-Operating Income	(26,011,842)	(26,761,719)
Less: Tax Payment	(51,741,097)	(47,315,387)
Add: Non-Cash Expense (Lease Rent)	2,148,220	60,091
Add: Depreciation	51,230,060	51,881,938
Add/(Less) : Changes in working Capital :		
Inventory	(2,156,017)	3,586,329
Trade Receivables	(7,325,666)	37,412,959
Advance Deposit Prepayments	10,457,595	1,631,152
Liability for Expenses	893,611	2,177,327
Liability for Other Finance	18,942,173	1,063,175
Trade Payable	(17,223,274)	(36,933,793)
Net Cash Provided by/(used in) Operating Activities	83,364,627	92,913,862

35.00 Net Operating Cash Flows Per Share (NOCFPS):

The break up of the amount is as follows:

Particulars

Net Cash Generated from Operating Activities	83,364,627	92,913,862
	83,364,627	92,913,862
Number of Shares	57,086,499	57,086,499
Net Operating Cash Flows Per Share	1.46	1.63

36.00 Net Asset Value Per Share (NAVPS):

The break up of the amount is as follows:

Particulars

Total Assets	1,196,278,047	1,197,128,799
Total Liabilities	(279,424,765)	(297,735,070)
Net Asset Value (NAV)	916,853,282	899,393,729
Number of Shares	57,086,499	57,086,499
Net Asset Value Per Share	16.06	15.75



37.00 Related Party Disclosures :

37.01 The details of Related Party Transaction during the period along with the relationship is illustrated below in accordance with IAS 24 ;

Name of the Related Party	Relationship with Company	Nature of Transaction	Total Transaction during the period	Total Paid during the Period	Balance 30.06.2023 (Tk.)	Remarks
Fiber @ Home Global Ltd.	Concern Under Common Mgt.	IIG Bandwidth	43,924,412	43,160,598	7,815,727	Trade Creditors
Fiber @ Home Ltd.	Concern Under Common Mgt.	NTTN Service	62,424,978	65,626,224	15,829,799	Trade Creditors

We as IT Sector Company, for IT related services and data connectivity we have to purchase Bandwidth and use NTTN (Nationwide Telecommunication Transmission Network) line as rental basis from service provider companies. Regarding Bandwidth and NTTN, only few companies operate in Bangladesh. For Bandwidth, Fiber @ Home Global Ltd. and for NTTN, Fiber @ Home Ltd. is our service provider and also our related party. We have transactions with those companies regarding Bandwidth purchase & NTTN line rent as a part of our normal course of regular business operation with arm's length price.

In the 25th AGM held on 17 December 2021 the general body of Company's Shareholder approved the matter for that year and onward for smooth and uninterrupted transaction/ operation of the Company in line with BSEC notification no: BSEC/CMRRCD/2009-193/10 Admin/118 dated 22 March 2021 clause (1) (b).

37.02 Disclosure of Managerial Remuneration:

The total amount of remuneration and benefits paid to the top five (05) salaried officers of the company during the year is as follows:

Name	Designation	June 30, 2023 (Tk.)
Mr.S.M Golam Faruk Alamgir	Managing Director (MD)	4,641,000
Mr.A.K.M Kutub Uddin	Executive Director & Company Secretary	3,084,400
Md. Monowar Hossain Khan	Executive Director, Marketing & Planning	1,121,250
Mr. Faker Ahmed FCA	Chief Financial Officer (CFO)	3,360,000
Mr.S.M Kamruzzaman	Chief Technical Officer (CTO)	3,379,248

BDCOM ONLINE LTD.
Property, Plant & Equipment
For the year ended June 30, 2023

(Amount in BDT)
Schedule-A/1

Particulars	Cost			Rate of Dep. %	Depreciation			W.D.V. as at 30.06.23
	Opening Balance as at 01.07.22	Additions during the year	Adjustment during the year		Total as at 30.06.23	Charged during the year	Adjustment during the year	
Land	27,000,000	-	-	-	-	-	-	27,000,000
Building (Floor Space)	67,286,909	-	-	2.5%	1,273,943	-	-	49,683,761
Internet System Hardware	310,467,532	18,447,997	-	18%	20,722,092	-	-	234,514,890
Optical Fiber Deployment	141,875,985	3,066,563	-	15%	6,685,771	-	-	107,056,515
Base Tower & Installation	31,897,390	600,280	-	10%	1,759,172	-	-	15,832,549
Radio Equipment	57,699,266	338,704	-	18%	2,964,582	-	-	13,505,317
Motor Vehicles	39,200,360	-	-	15%	2,744,311	-	-	15,551,093
Generator/Online UPS	27,912,506	3,586,016	-	15%	2,558,021	-	-	14,495,452
Broad Band Equipment	58,640,909	380,648	-	18%	1,442,533	-	-	6,571,540
Cable Installation	22,085,371	16,721,965	-	15%	3,753,407	-	-	21,269,307
Furniture & Fixture	4,853,143	262,010	-	10%	224,485	-	-	2,020,365
Office Equipment	24,979,140	2,663,167	-	15%	1,587,537	-	-	8,996,044
Office Renovation	20,776,582	338,245	-	18%	1,610,398	-	-	7,336,260
A. C. Installation	6,758,340	302,496	-	18%	483,378	-	-	2,202,057
V-Sat Tower	3,919,414	-	-	15%	3,728,831	-	-	161,995
WiFi Base Station	7,177,978	-	-	20%	6,423,358	-	-	603,696
Telephone & Installation	10,585,914	-	-	15%	10,164,444	-	-	358,249
PABX Installation	342,783	-	-	18%	335,764	-	-	5,756
Electrical Installation	2,044,732	-	-	15%	1,626,056	-	-	355,875
Sundry Assets	845,535	-	-	10%	702,147	-	-	129,049
Crockeries & Cutleries	426,090	30,164	-	10%	162,996	-	-	263,932
Sub Total- 30 June, 2023	866,775,878	46,738,255	-		546,725,074	48,160,090	-	318,628,969



BDCOM ONLINE LTD.
Property, Plant & Equipment
For the year ended June 30, 2022

Particulars	Cost			Rate of Dep. %	Total as at 30.06.22	Depreciation		W.D.V. as at 30.06.22
	Opening Balance as at 01.07.21	Additions during the year	Adjustment during the year			Charged during the year	Adjustment during the year	
Land	27,000,000	-	-	-	27,000,000	-	-	27,000,000
Building (Floor Space)	67,286,909	-	-	2.5%	67,286,909	-	1,306,608	50,957,703
Internet System Hardware	295,885,412	14,582,120	-	18%	310,467,532	-	21,221,283	96,674,734
Optical Fiber Deployment	139,043,327	2,832,658	-	15%	141,875,985	-	7,324,454	41,505,241
Base Tower & Installation	30,769,517	1,127,873	-	10%	31,897,390	-	1,887,938	16,991,441
Radio Equipment	56,806,382	892,884	-	18%	57,699,266	-	3,540,994	16,131,194
Motor Vehicles	39,145,360	55,000	-	15%	39,200,360	-	3,228,601	18,295,403
Generator/Online UPS	23,732,558	4,179,948	-	15%	27,912,506	-	2,376,610	13,467,457
Broad Band Equipment	58,438,609	202,300	-	18%	58,640,909	-	1,675,630	7,633,425
Cable Installation	20,348,895	1,736,476	-	15%	22,085,371	-	1,464,838	8,300,749
Furniture & Fixture	4,773,493	79,650	-	10%	4,853,143	-	220,316	1,982,840
Office Equipment	23,662,533	1,316,607	-	15%	24,979,140	-	1,397,720	7,920,414
Office Renovation	20,306,985	469,597	-	18%	20,776,582	-	1,889,652	8,608,413
A. C. Installation	6,583,920	174,420	-	18%	6,758,340	-	523,084	2,382,939
V-Sat Tower	3,919,414	-	-	15%	3,919,414	-	3,695,199	190,583
WiFi Base Station	7,177,978	-	-	20%	7,177,978	-	188,655	754,620
Telephone & Installation	10,585,914	-	-	15%	10,585,914	-	74,377	421,470
PABX Installation	342,783	-	-	18%	342,783	-	1,541	7,019
Electrical Installation	2,044,732	-	-	15%	2,044,732	-	73,884	418,676
Neon Sign & Others	18,767	-	18,767	20%	-	18,767	1,199	-
Sundry Assets	845,535	-	-	10%	845,535	-	15,932	143,388
Crockeries & Cutleries	414,990	11,100	-	10%	426,090	-	29,233	263,094
Sub Total- 30 June, 2022	839,134,013	27,660,632	18,767		866,775,878	18,767	48,476,180	320,050,804
							498,267,661	546,725,074

Unit-1 (ISP)

Schedule-A/1



BDCOM ONLINE LTD.
Property, Plant & Equipment
For the year ended June 30, 2023

Particulars	Cost			Rate of Dep. %	Total as at 30.06.23	Depreciation			W.D.V. as at 30.06.23
	Opening Balance as at 01.07.22	Additions during the year	Adjustment during the year			Charged during the year	Adjustment during the year	Total as at 30.06.23	
System Hardware	12,775,095	978,430	-	18%	13,753,525	424,432	-	11,820,000	1,933,525
Software Development	28,355,296	-	-	15%	28,355,296	283,232	-	26,750,314	1,604,982
Peripheral Equipment	4,756,988	-	-	15%	4,756,988	51,275	-	4,466,431	290,557
Furniture & Fixture	637,019	-	-	10%	637,019	8,155	-	563,627	73,392
Office Renovation	1,656,570	-	-	18%	1,656,570	14,801	-	1,589,142	67,428
Sundry Assets	86,212	-	-	10%	86,212	1,463	-	73,047	13,165
A. C. Installation	256,790	-	-	18%	256,790	862	-	252,865	3,925
Electric Installation	150,494	-	-	18%	150,494	469	-	148,357	2,137
Telephone & Installation	1,800,785	-	-	15%	1,800,785	13,949	-	1,721,742	79,043
Auto Generator	607,201	-	-	15%	607,201	3,658	-	586,472	20,729
Sub Total- 30 June, 2023	51,082,450	978,430	-		52,060,880	802,295	-	47,971,999	4,088,881

BDCOM ONLINE LTD.
Property, Plant & Equipment
For the year ended June 30, 2022

Particulars	Cost			Rate of Dep. %	Total as at 30.06.22	Depreciation			W.D.V. as at 30.06.22
	Opening Balance as at 01.07.21	Additions during the year	Adjustment during the year			Charged during the year	Adjustment during the year	Total as at 30.06.22	
System Hardware	12,775,095	-	-	18%	12,775,095	302,823	-	11,395,568	1,379,527
Software Development	28,355,296	-	-	15%	28,355,296	333,214	-	26,467,082	1,888,214
Peripheral Equipment	4,756,988	-	-	15%	4,756,988	60,323	-	4,415,156	341,832
Furniture & Fixture	637,019	-	-	10%	637,019	9,061	-	555,473	81,546
Office Renovation	1,656,570	-	-	18%	1,656,570	18,050	-	1,574,341	82,229
Sundry Assets	86,212	-	-	10%	86,212	1,625	-	71,584	14,628
A. C. Installation	256,790	-	-	18%	256,790	1,051	-	252,004	4,786
Electric Installation	150,494	-	-	18%	150,494	572	-	147,888	2,606
Telephone & Installation	1,800,785	-	-	15%	1,800,785	16,410	-	1,707,793	92,992
Books & Periodicals	73,226	-	73,226	10%	63,303	9,923	73,226	-	-
Auto Generator	607,201	-	-	15%	607,201	4,304	-	582,815	24,387
Crockeries & Cutleries	4,080	-	4,080	15%	3,721	359	4,080	-	-
Sub Total- 30 June, 2022	51,159,756	-	77,306		51,082,450	757,715	77,306	47,169,704	3,912,746

BDCOM ONLINE LTD.
Property, Plant & Equipment
For the year ended June 30, 2023

Particulars	Cost				Rate of Dep. %	Depreciation			W.D.V. as at 30.06.23
	Opening Balance as at 01.07.22	Additions during the year	Adjustment during the year	Total as at 30.06.23		Charged during the year	Adjustment during the year	Total as at 30.06.23	
System Hardware	24,308,199	221,867	-	24,530,066	1,413,419	-	18,091,157	6,438,909	
Telephone Installation-IP	3,857,403	180,819	-	4,038,222	347,841	-	2,067,124	1,971,098	
Software Development	4,970,102	-	-	4,970,102	203,985	-	3,814,188	1,155,914	
Motor Vehicles	3,376,500	-	-	3,376,500	288,709	-	1,740,483	1,636,017	
Furniture & Fixture	22,850	-	-	22,850	1,059	-	13,320	9,530	
Electric Installation	109,980	-	-	109,980	11,827	-	42,959	67,021	
Radio Equipment	29,638	-	-	29,638	835	-	25,833	3,805	
Sub Total- 30 June, 2023	36,674,672	402,686	-	37,077,358	2,267,675	-	25,795,065	11,282,293	

Schedule-A/3

BDCOM ONLINE LTD.
Property, Plant & Equipment
For the year ended June 30, 2022

Particulars	Cost				Rate of Dep. %	Depreciation			W.D.V. as at 30.06.22
	Opening Balance as at 01.07.21	Additions during the year	Adjustment during the year	Total as at 30.06.22		Charged during the year	Adjustment during the year	Total as at 30.06.22	
System Hardware	21,648,899	2,659,300	-	24,308,199	1,674,979	-	16,677,738	7,630,461	
Telephone Installation-IP	3,505,932	351,471	-	3,857,403	377,315	-	1,719,283	2,138,120	
Software Development	4,153,435	816,667	-	4,970,102	239,982	-	3,610,203	1,359,899	
Motor Vehicles	3,376,500	-	-	3,376,500	339,657	-	1,451,774	1,924,726	
Furniture & Fixture	22,850	-	-	22,850	1,177	-	12,262	10,589	
Electric Installation	21,180	88,800	-	109,980	13,914	-	31,132	78,848	
Radio Equipment	29,638	-	-	29,638	1,019	-	24,998	4,640	
Sub Total- 30 June, 2022	32,758,434	3,916,238	-	36,674,672	2,648,043	-	23,527,390	13,147,282	

Schedule-A/3

Grand Total as at June 30, 2023	954,533,000	48,119,371	-	1,002,652,371	51,230,060	-	668,652,228	334,000,143
Grand Total as at June 30, 2022	923,052,203	31,576,870	96,073	954,533,000	51,881,938	96,073	617,422,168	337,110,832



BDCOM ONLINE LTD.
Ageing Summary of Trade Receivable
As at June 30, 2023

Ageing Summary of Trade Receivable	Schedule - B					Total	
	0-30 Days	31-60 Days	61-90 Days	91-120 Days	121-150 Days		Above 150 Days
Internet & Data Services :							
Broadband, Internet & Others	10,936,642	1,424,291	1,214,887	2,208,573	7,342,584	4,097,603	27,224,580
Data Connectivity	37,107,738	2,190,477	3,647,518	4,979,312	3,771,955	22,630,698	74,327,698
Sub Total-A	48,044,380	3,614,768	4,862,405	7,187,885	11,114,539	26,728,301	101,552,278
Hardware/ Switch :							
Switch, Router, Hardware etc.	340,270	221,531	55,000	100,329	-	-	717,130
Fiber Optic	-	-	-	-	103,121	103,121	103,121
Sub Total- B	340,270	221,531	55,000	100,329	-	103,121	820,251
IP Telephone Service :							
Monthly Rent	3,536,834	823,992	864,292	876,007	1,523,496	4,358,305	11,982,926
Inter Connectivity Charges	976,189	521,731	360,062	453,493	413,032	542,441	3,266,948
Sub Total- C	4,513,023	1,345,723	1,224,354	1,329,500	1,936,528	4,900,746	15,249,874
Web Page, Software & Data Transmit :							
Software Development	-	-	-	-	-	128,714	128,714
Domain Hosting & Registration	922,402	713,875	479,075	604,394	800,900	188,000	3,708,646
AVLS	2,757,281	3,289,087	3,518,591	2,515,298	2,257,281	10,067,109	24,404,647
Graphics Design	-	-	-	-	-	488,985	488,985
Sub Total-D	3,679,683	4,002,962	3,997,666	3,119,692	3,058,181	10,872,808	28,730,992
Grand Total (A+B+C+D)	56,577,356	9,184,984	10,139,425	11,737,406	16,109,248	42,604,976	146,353,395

N.B. : The Above Schedule of Trade Receivable is excluded of Other Receivable (FDR Interest Receivable).



BDCOM ONLINE LTD.
Trade Receivables
As at June 30, 2023

Particulars	Schedule - C	
	Amount in Taka	
	30.06.2023	30.06.2022
Rupali Bank Limited	13,108,856	6,255,173
Sonali Bank Limited	9,697,050	6,855,876
Dutch Bangla Bank Ltd	6,341,077	10,431,190
Energypac Power Generation LTD	6,170,641	5,777,163
Islami Bank Ltd	3,253,150	4,715,866
Rangs Motors Ltd.	3,166,307	3,496,963
National Bank Ltd	2,873,825	1,573,630
Bangladesh Krishi Bank	2,787,765	2,145,570
Janata Bank	2,633,902	2,678,588
PRAN RFL Group	2,189,215	850,769
Agrani Bank Ltd	1,976,600	2,149,778
AL-Arafah Islami Bank	1,791,492	1,387,158
IFIC Bank Ltd	1,663,906	2,735,301
Didarul Alam & Brothers	1,276,400	895,900
Orascom Telecom Bangladesh Ltd	1,143,404	1,227,067
Edotco Bangladesh Co. Limited	1,099,204	1,645,316
Grameenphone Ltd.	1,087,986	1,128,551
ONE Bank Ltd	1,030,685	1,014,350
Shahjalal Islami Bank Ltd	917,025	523,755
Southeast Bank Ltd	898,228	792,532
HSBC Bank	874,320	476,599
Exim Bank Limited	765,222	494,496
First Security Islami Bank Ltd	720,925	699,925
R.F.L PLastics Ltd.	706,873	555,355
bKash Limited	653,805	814,119
Mercantile Bank	642,687	468,786
Standard Group	625,671	493,677
Standard Chartered Bank Ltd.	611,227	676,847
Workstation 101 Limited	605,331	605,311
Social Islami Bank	587,621	267,280
National Life Insurance	580,454	38,333
NCC Bank	562,622	557,222
Bashundhara Group	520,001	400,002
NRB Bank Ltd.	504,779	442,139
Sonargaon Steel (Meghna Industrial)	504,000	409,500
Bangladesh Power Development Board	490,200	520,350
TELETALK	450,036	201,704
Gemcon Group	429,368	399,368
Robi	423,471	1,498,165
Dhaka Bank Ltd	377,493	347,015
Linde Bangladesh (BOC)	368,993	103,524
Chaldal Limited	360,065	133,418
Energypac Agro	320,409	356,713
Banglanews24.com	291,050	36,050
Energypac Admin	285,801	339,716
Horizon Media & Publicatins Ltd.	278,280	209,505
Daily Bangladesh	271,050	225,900
Eastern Bank Ltd	261,009	136,146
British Council Bangladesh	236,109	53,638
Novo Air	226,160	242,692
Fiber @ Home	223,510	74,607
IFIC Bank Ltd.	214,673	635,306
Met Life Alico	213,012	277,422
Fiber @ Home Limited	206,400	265,350
Popular Dignostic centre	176,259	76,200
Bangabandhu Sheikh Mujibur Rahman Mar	172,927	11,333
National Credit and Commerce Bank Lim	171,404	163,346
Unilever	162,041	88,663
Dhaka University of Engineering	153,572	178,587
Tullow Bangladesh	138,999	184,549
The Daily Star	138,292	146,392
Others	64,740,553	66,441,981
Total	146,353,395	139,027,729

